



The Royal College of Pathologists

Pathology: the science behind the cure

Dear Registered Trainee,

Welcome to the Pathology Portal

CCT Specialties:

- Integrated Cellular Pathology Training**
- Chemical Pathology**
- Medical Microbiology**
- Medical Virology**

As a new registered trainee in the above specialties, you are able to request access to the Pathology Portal.

The Royal College of Pathologists, together with NHS England (NHSE) and colleagues in other professional bodies have developed an innovative adaptive learning platform to support medical undergraduates and trainees, practising pathologists, scientists and those in pathology-linked roles – the Pathology Portal.

Using technology to enhance learning, the Portal incorporates the ability to digitally host and view whole slide images and a wide range of other resources, including teaching sessions and quizzes. Published content includes over 6,500 modules with more to follow, in a phased rollout across pathology specialties.



The Royal College of Pathologists
6 Alie Street, London E1 8QT
Tel: 020 7451 6700, Fax: 020 7451 6701, www.rcpath.org
Registered Charity in England and Wales no. 261035

INVESTORS IN PEOPLE®
We invest in people Standard

The Pathology Portal, launched on 15 August 2022, has been designed to support not only digitally morphological learning, but also to support clinical and macroscopic learning. It includes upload of material already scanned as part of previous deanery projects, to reduce duplication and provide broader access. Each pathology specialty is included on the Portal, with large collections in histopathology, autopsy/forensic pathology, cytology, neuropathology, paediatric pathology, haematology, infection, genetics, and a growing collection of resources in other specialties. This includes subspecialist training material that is not widely available.

The Pathology Portal is accessible via the College website through a single sign-on function. Instructions on how to request access and log into the Pathology Portal are provided below.

For further information, please contact the Pathology Portal team at:
pathologyportal@rcpath.org.

Yours sincerely,

A handwritten signature in black ink, appearing to read 'L. S. Thrower', written in a cursive style.

Luke Thrower
Pathology Portal Officer

Tel: 020 7451 6796



The Royal College of Pathologists

Pathology: the science behind the cure

Creating a Pathology Portal account and requesting access

For those in the UK, to access the Pathology Portal you will need to create a Learning Hub account if you do not already have one.

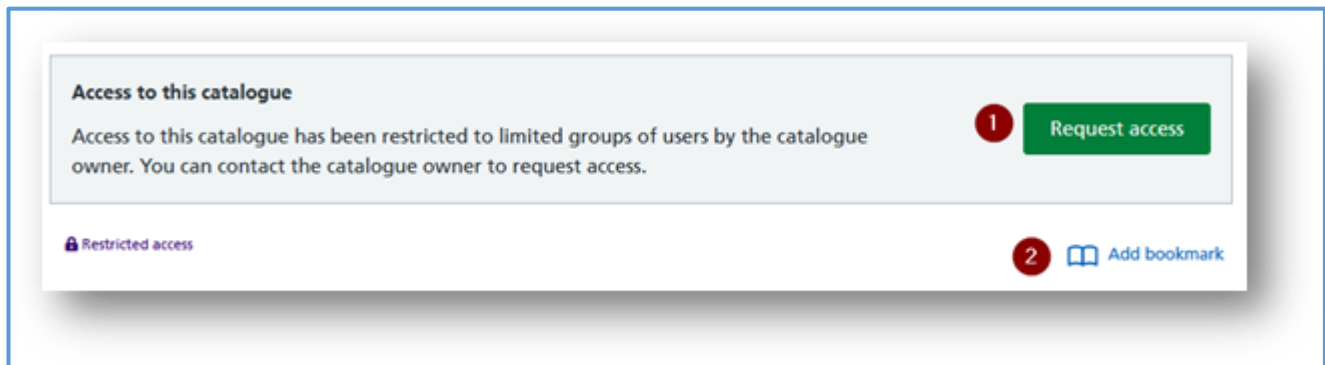
1. If you already have an existing NHS Learning Hub account

Login at <https://learninghub.nhs.uk/>

An eLearning for healthcare (elfh) login will work here too and you can also sign in using your [OpenAthens](#) account if you have registered with a NHS England or NHS Scotland provider.

Click [Catalogue \(learninghub.nhs.uk\)](#) or scroll down to “You might also be interested in” on the home page.

1. It is a restricted catalogue so you will need to request access.
2. To make future access quicker add a bookmark.



The Pathology Portal team will grant access as soon as possible.

2. If you do not currently have an existing NHS Learning Hub account

You can register for a Learning Hub account here <https://learninghub.nhs.uk/registration/create-an-account>

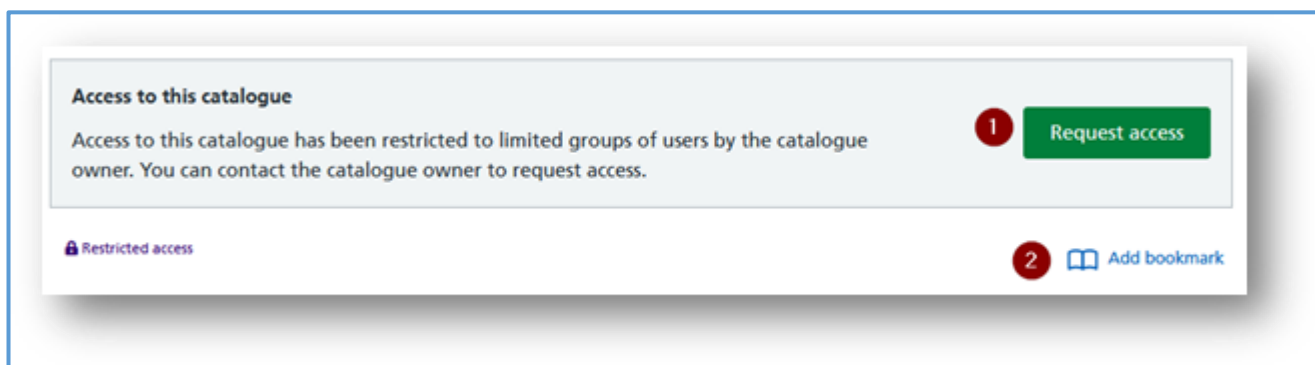
You will need an NHS, .gov or .ac.uk email address for full access. If you have a GMC number, you will be required to provide it.

For general access for individuals who are not within the NHS or social care scope, you can register using your personal email address.

Once registered, you will receive an email that includes your username and a link to create a password.

You will then need to login at <https://learninghub.nhs.uk/Catalogue/pathologyportal> to view the Pathology Portal.

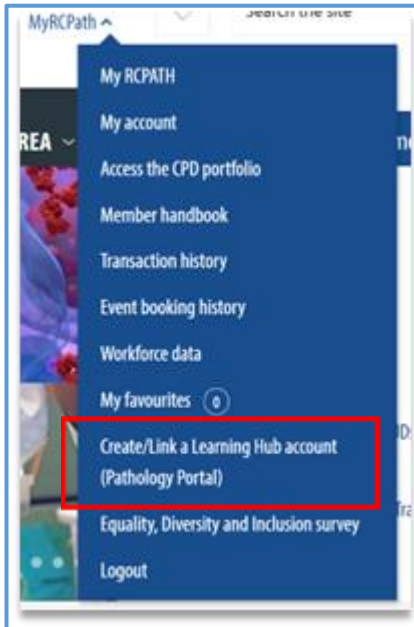
1. It is a restricted catalogue so you will need to request access.
2. To make future access quicker add a bookmark.



The Pathology Portal Team will grant access as soon as possible.

3. If you are a Member of the College - Single sign-on process

Log into your College account [here](#), then once logged in, click the drop-down for MyRCPath. You will see an option for 'Create/Link a Learning Hub account (Pathology Portal)'.



Clicking this will take you to a page to input your Learning Hub account information and link your details for the SSO to take you directly to the Pathology Portal.

Link your Learning Hub account with your organisation

The Royal College of Pathologists website has requested authorisation to access the Learning Hub.

If you already have an account on the Learning Hub, you can link your existing Learning Hub account with your Royal College of Pathologists account by entering your username and password below.

When you select 'Link my account', the details you have entered will be sent to Royal College of Pathologists for approval.

If you don't have an existing Learning Hub account you can [create an account](#).

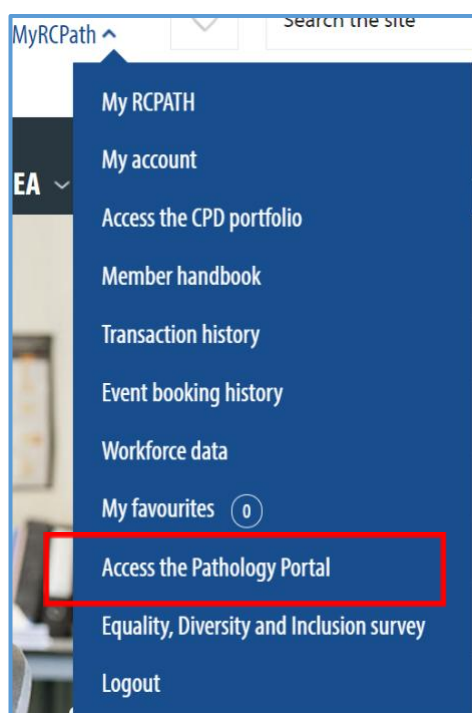
Username

Password

Tick the box and click 'Link my account'.



After your account is linked, you will now have an 'Access the Pathology Portal' button on your MyRCPath drop-down.



Providing you have previously been given access to the Pathology Portal, this button will take you directly to the Pathology Portal catalogue, without the need to sign into the Learning Hub.