

Book review: Diagnostic Pathology – Cytopathology, 3rd Edition

By Dina R Mody, Michael J Thrall, Savitri Krishnamurthy, Elsevier, 2022; 978-0323-87867-8, 825pp, £204.29

Published: 14 September 2023

Author: Review by Richard Richmond

Read time: 2 Mins

This book covers all aspects of cytopathology that one would expect to see during training, including cervical cytology. The book is written as a tabletop reference that you can refer to as you look at cases.

I would like to praise the basic but important factors, such as good quality images and the inclusion of differential diagnoses for each disease entity. The differences in immunohistochemistry profiles between different disease entities is also helpful.

I would also like to commend the authors for including a page on normal cytology for the relevant structure/system at the beginning of each chapter, which is useful to pathology trainees.

Each disease/entity is covered in a 2-page spread with the first page presenting the key facts and the second page providing further details on the disease/entity. I liked how the cytopathology findings on the second page of each 2-page spread are broken down into a logical sequence of subheadings (cellularity, pattern, background, etc.).

I did find that there are many instances where a significant amount of text is repeated on the second page of each 2-page spread. To give an example, the key facts page on Pneumocystis pneumonia (page 106) tells us it is 'Associated with immune dysfunction, especially HIV/AIDS'. The same sentence is repeated unchanged on the very next page. While the book has many useful features, overall, it would have helped to have less repetition.

This book is certainly a useful resource for reporting cytopathology cases. However, I did note some overlap in the content of the book with the online resource ExpertPath, also available from Elsevier; you may, therefore, consider reviewing both resources before deciding which suits your

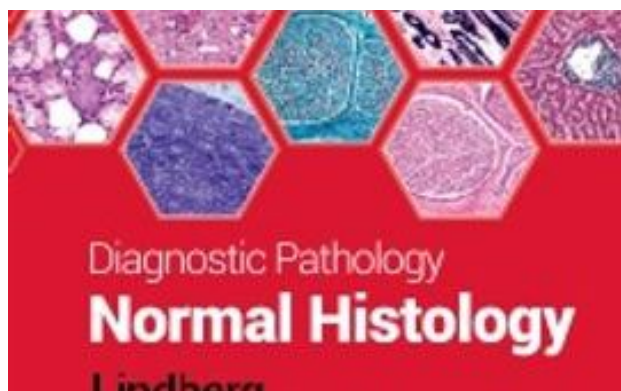
needs.

MEET THE AUTHOR

RICHARD RICHMOND


ST2 IN HISTOPATHOLOGY, WEST MIDLANDS DEANERY

Read next




Book Review: Diagnostic Pathology – Normal Histology 3rd Edition

14 SEPTEMBER 2023



Book review: Diagnostic Pathology – Nonneoplastic Pediatrics 2nd Edition

14 SEPTEMBER 2023



How to write a good blog

06 SEPTEMBER 2023

The Royal College of Pathologists

6 Alie Street

London E1 8QT

[Map and directions](#)

Tel: +44 (0) 20 7451 6700

Email: info@rcpath.org

©2023 The Royal College of Pathologists

Registered Charity in England and Wales

Number 261035