

Pathology Summer School for Undergraduate Medical Students 2018 Evaluation Report



Pathology Summer School

The 2018 RCPATH Undergraduate Pathology Summer School saw over 70 UK and International medical students take part in the event throughout Friday 17th and Saturday 18th August. Below is the evaluation from the students for the two days.

1. Please rate the session 'Emerging Technologies - Molecular Pathology and Microscopy' by Professor Phil Quirke (5 stars being the highest)

43
Responses



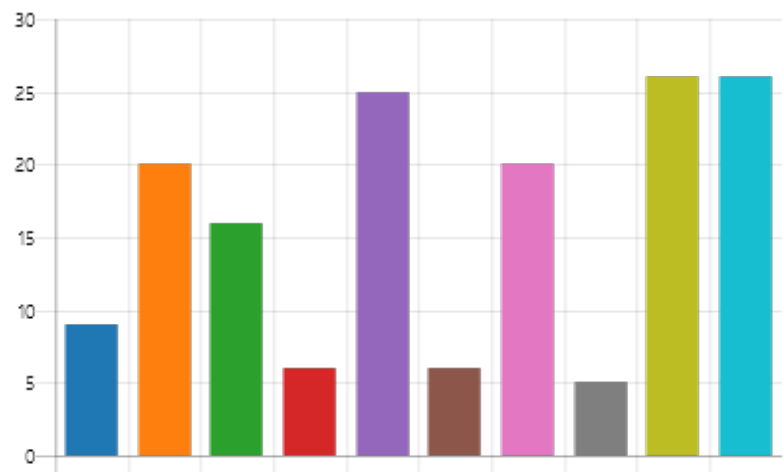
2. Please rate the session 'Work/Life Balance' by Dr Emma Short (5 stars being the highest)

43
Responses



3. What specialty breakout sessions did you attend on Friday the 17th August

Clinical Biochemistry	9
Death Investigation	20
Haematology	16
Histopathology	6
Immunology	25
Microbiology	6
Neuropathology	20
Research	5
Specimen Session (Pots)	26
FREE SESSION	26



4. What was your favourite breakout session on Friday and why?

Responses

- I really enjoyed the speaker for death investigation, he was very thought provoking. Also interesting to hear about each speakers career pathway as all so varied.
- Pots. A wide range of topics were discussed and revised just by looking at the specimens.
- I really enjoyed the death investigation session. It was interesting and applied to my clinical knowledge and I felt that it was one of the most interactive sessions out of the ones I attended. It didn't require too much specialist knowledge to be able to participate in the discussion.
- Pots. The doctors were very friendly and very keen educators! The specimens were fascinating!
- Neuropathology. The cases being presented were very interesting.
- Immunology, as it was so well organised and structured, the booklets provided were really informative and useful. The session was interactive, and there were awards which really encouraged everyone to be involved.
- Pots. It was really fascinating to see the effects of diseases on the tissue itself in real life and have someone explain it well.
- Histopathology. Explanations of specimens were really interesting.
- Death Investigation. Very engaging session, examining the specimens and trying to deduce diseases that cause the pathology.
- I would say either immunology or haematology, both were super engaging and were led by very charismatic doctors who were open to all types of questions.
- Immunology and Pots. Both very interactive sessions by enthusiastic hosts.
- Microbiology/Infectious diseases. Really interesting presentation, pitched at the right level.
- Specimen session. It was interesting and more practical than some of the sessions. The medic talking us through the specimens was good at explaining the features of the specimens and answering our questions.
- Pots. It was more than exciting to see the specimens and they were perfectly explained!
- Pots. Fascinating pathological cases and specimens.
- Pots. Learned the most new material.
- Death Investigation. It was a lot of fun and informative.
- Pots. It was fascinating how much we could learn from the samples.
- Immunology. The content was delivered in a fun way.
- I enjoyed the Pots session the most. It was just me and another girl in our group with Matt, and it was an incredibly interesting opportunity to see actual pathology and to work through it.
- Pots. Since we got to explore various specimens. Neuropathology was really interesting as well and gave me new insights to the field of Pathology.
- Clinical biochemistry. An interesting application of my (limited) knowledge as a student. Made enjoyable by its interactivity and teamwork, as well as the well prepared demonstrator.
- Histopathology. I like the idea that it was a very interactive session in which we were able to discuss what the different diagnosis and describe what the pathophysiology of the diseases are with respect to the pots/specimen.
- Pots. Matthew and Katie were very good.
- I enjoyed the haematology session the most due to its clinical relevance.
- Specimen session. I did not have much experience with looking at pathological specimens and this proved to be very enjoyable. The smaller group made the session very interactive and asking questions easier. Both Dr's taking the session were very passionate about their field and it made the experience more enjoyable.
- Specimen Sessions (Pots). Well explained, helpful and lots of things to learn.

- Haematology. The speaker gave a good insight into her job and how she got to be where she is. We also had the opportunity to practise bone marrow biopsy which was fantastic. It would be great if more biopsy's tools were available.
- Haematology. Hands on experience.
- Immunology it was interactive.
- Specimen Session. It was very useful learning about disease and afflictions by seeing their effects on real specimens. Things are not as clear cut as they sometimes appear to be in textbooks. I actually wish this session had been longer.
- Neuropathology. Very engaging.
- Death Investigation. There was a great overlap from pathology to clinical in a format that had relevance and didn't involve competition which didn't stifle communication and therefore learning.
- Death investigation was very interesting and pots gave a real insight into some abnormalities that pathologists come across.
- Immunology. Great fun!
- Neuropathology. Very knowledgeable lead presenting a topic I'd never really heard about. Seemed to be very enthusiastic about getting people into the field.
- Pots. Very interesting specimens that I couldn't see anywhere else, and that allowed me to visualise the pathophysiology. The doctors running the session were also extremely friendly, knowledgeable and helpful!
- Death Investigation. I intend to be heavily involved in autopsy work in my career and this gave a fantastic insight into simple things to know.
- Neuropathology. Main interest in neurosciences.
- Immunology.
- Neuropathology because it was the most interesting! The cases were fantastic.

5. Do you have any further comments about the breakout sessions on Friday?

Responses

- While the sessions are very informative, the back-to-back nature of the sessions were a little bit tiring.
- It would be great to see the other breakout sessions evolve to be more organised like immunology. Providing material, working through case by case in an interactive way was very effective and engaging. Haematology was very hands on and engaging also, the apple biopsy was fun.
- Thoroughly enjoyed all breakout sessions.
- While I enjoyed the sessions that covered pathology content lots I think these were a bit awkward because people weren't keen to volunteer answers. Obviously this is difficult for the facilitators. I think the level of the pathology could have been more flexible if it was in group based discussions rather than for example the bingo which more senior medical students found easy but first years struggled with.
- Immunology was not pitched at the right level for anyone. The people who hadn't done pathology before were a little lost and those that had didn't really gain any new information (it felt a bit like a test rather than an interactive session).
- Generally very enjoyable - an insight into pathology, with links to previous education.
- Should have more practical hands on experience in the breakout sessions.
- It would have been nicer if the microbiology session focused more on explaining about microbiology and possible career options rather than the speaker's extensive personal experience abroad, which did not really resonate with a lot of the students.
- Loved the immunology quiz too

- Although the applicability of the clinical scenario can be very effective, I don't believe it was used as effectively as it could have been. For example both my immunology and clinical biochemistry sessions involved clinical scenarios in groups or individual bingo. Although working in healthcare will involve being with people you wouldn't have known, I felt the atmosphere was quite tense and people weren't as open as they could have been. In addition, as we are all in different years at medical school some will be more knowledgeable than others in clinical application which can make you feel more distant from their peers. For this reason, maybe icebreakers could be useful and performing a task a pathologist may be required to do without much prior clinical knowledge would be more effective uses for the breakout sessions.
- Immunology was pitched a little bit too high for some people (me!).
- All 3 were excellent- good balance of information about the careers and the actual medicine.
- Great activity in the haematology workshop. Enjoyed the interactive questions in death investigation.
- It was very interactive, and with the incentive of prizes, made people who normally would be to shy want to participate.

6. Do you attend the buffet and quiz?



7. Do you have any comments about the buffet and quiz?

Responses

- Amazing views, quiz could be longer and more formal.
- Quiz was very entertaining and educational.
- The food was good and it was a lovely way to spend more time meeting the other medical students in attendance. The quiz was okay but I was hoping that there would be a wider spectrum of questions to test knowledge and would have been nice if it contained information covered in some of the breakout sessions which would tie it all together.
- It was good! Fun and interactive!
- The venue was great, the drinks and food provided were also faultless. It was a fun social night. The quiz questions themselves were reasonable.
- It was very nice. The quiz could have been more formal.
- Great fun getting to know other medical students better.
- Lovely views and good fun- and very generous with the food and wine!
- Thank you! Would be fun to have a longer more pub quiz style quiz to help bond the attendees through discussion.
- Would have preferred a pub quiz style evening.
- It was lovely thank you! But would have been cool to have a more formal quiz with some more difficult and less stats-y questions!
- I would have liked the quiz to be a bit longer but it was still fun.
- Plenty of free wine.
- Great experience!

- The buffet food is great. Would be even better if the quiz was longer and covered more in depth pathology knowledge.
- It was an excellent event.
- It was great fun! Would buffet and quiz again.
- Very enjoyable, especially the quiz.
- It was a lovely venue and nice for drinks.
- Very enjoyable quiz, amazing views and tasty food!
- Excellent evening. Great to meet everyone and chat to the team.
- It was fantastic- many thanks for organising it!!
- Very entertaining and a fantastic networking opportunity.
- Fun event.
- The food was lovely, and the setting was incredible - the views from the hospital were breath taking.

8. Please rate the session 'Infectious Diseases' by Professor Sebastian Lucas (5 stars being the highest)

42
Responses










4.67 Average Rating

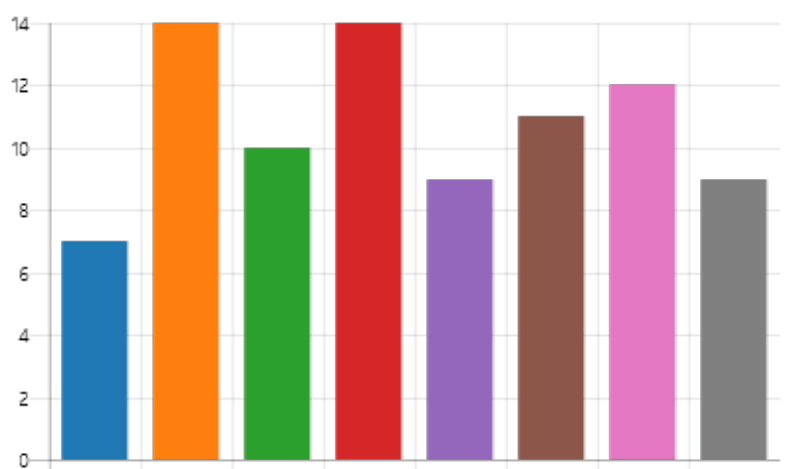
9. Please rate the session 'Research' by Professor Phil Quirke (5 stars being the highest)

42
Responses


4.24 Average Rating

10. What specialty breakout sessions did you attend on Saturday the 18th August

	Haematology	7
	Histopathology	14
	Leadership	10
	Microbiology	14
	Neuropathology	9
	Research	11
	Specimen Session (Pots)	12
	FREE SESSION	9



11. Which breakout session did you prefer on the Saturday and why?

Responses

- I really enjoyed the speaker for Research she was so entertaining, inspiring and made me think.
- Free session. Because I was able to go through the specimens in the museum.
- I enjoyed having a free breakout session to go around the museum and look at all the pot specimens.
- Research. The doctor was sharing her personal experience in research with ya, and it was a nice relaxing group chat rather than a lecture , very inspiring.
- Histopathology. The speaker was informative and entertaining.
- Pots specimen sessions were really interesting, the supervisors selected fascinating specimens to study in the short period of time. It would be more use of the limited time if the discussion could be more focussed but it was still really educational and visual.
- It was good to have a chance to look around the museum in the free time.
- Both were really interesting. Neuropathology had some very interesting cases. Microbiology was more career oriented and gave me quite a lot of useful insight.
- Specimen Session. Interesting to see in more detail some of the specimens from the Gordon Museum.
- Histopathology. It's a subject I was interested in initially and was eager to learn more. The doctor leading it was great and explained any questions I had.
- Microbiology and Infectious diseases talk. Really interesting and useful career advice.
- Pots. Was so interesting and informative and great.
- Research. It was surprisingly interesting and showed me what I might be able to achieve in the future through research.
- Histopathology. I learned many new things and the career path was explained.
- Microbiology. Interesting talk and very informative.
- Histopathology. The lecturer was very good and made it interesting and easy to follow.
- Research was a great informal session. Haematology SpR was absolutely lovely.
- Pots. It was interesting to see real specimens of the things we learn about in lectures.
- I preferred Haematology as it was fun to practice BM biopsies on oranges and apples.
- I really liked Microbiology as I feel it aligns well with my interests and the lecturer was particularly helpful.
- Leadership. Seemed a drawn out way to convey what could probably be read in ten minutes.
- Haematology. The session was very engaging as we were given cases to study. It was a good opportunity for me to exchange ideas with other summer school participants. The hands-on demonstration using the bone marrow extraction needle was also very useful.
- Microbiology. As I already had an interest in this field and was one of the reasons for my attendance.
- Research. Open discussion, the talk covered recent discoveries and methods in which these discoveries were made.
- Histopathology.
- Research. Interesting insight.
- Research. love Dr Martin's badger story.
- Pots. As it was very interactive. What I think made the Pots the best part was how warm the two pathologists were in presenting their specimens. They seem generally enthused for the subject and gave me better insights into how you approach taking specimens as a Histopathologist such as taking margins as a sample. I never felt like I knew how any of the other specialists approach a problem like in the Pots.
- Leadership. It involved lots of interaction and self-awareness of how we conduct ourselves as individuals and as a team.

- Pots. Unique experience to see everything that was around the museum and get to grips with clinical cases.
- Histopathology. It was more interesting and well delivered.
- Neuropathology. I found the presentation to be more engaging and interesting as it was case-based.
- Specimen session. Nice interactive way to make you think about disease processes.
- Pots. It was interesting to see physical specimens and learn the stories behind them and the patients they came from.
- Pots. The museum is fascinating and the specimens were incredible.

12. Please rate the facilities and the Gowland Lecture Theatre (5 stars being the highest)

43
Responses

 4.40 Average Rating

13. Please rate the facilities in the Gordon Museum (5 stars being the highest)

43
Responses

 4.79 Average Rating

14. Please rate the accommodation (5 stars being the highest)

40
Responses

 4.13 Average Rating

15. Please rate the communication you received from RCPATH staff (5 stars being the highest)

43
Responses

 4.86 Average Rating

16. Did this event persuade you to go into Pathology as a career?

	Yes	16
	No	1
	Maybe	26

