

# Pathology Summer School for Undergraduate Medical Students 2019 Evaluation Report



1. Please rate the session 'Introduction into Chemical Pathology' by Professor Pat Twomey (5 stars being the highest)











4.12 Average Rating

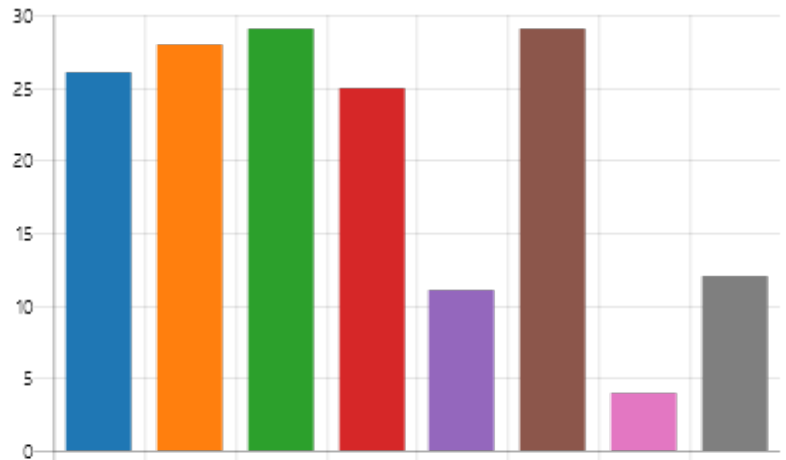
2. Please rate the session 'Day in the life of a pathologist' by Dr Richard Byers (5 stars being the highest)



4.51 Average Rating

3. What specialty breakout sessions did you attend on Thursday, 15th August 2019

 Clinical Biochemistry	26
 Haematology	28
 Histopathology	29
 Immunology	25
 Microbiology	11
 Neuropathology	29
 Public Engagement	4
 Research	12



4. What was your favourite breakout session on Thursday and why?

- Haematology and clinical biochemistry because they were the most interactive sessions
- Neuropathology - because it was delivered by someone who was 'fresh' from the training programme having only been a consultant for 8 days. He talked very openly and honestly about pathology and his specialty without trying to sugar-coat it. All other sessions were interesting and good but this session had an inspirational element to it despite the presenter not even trying to draw us into the field!
- Immunology because it was interactive and the women running it were very interesting
- Neuropathology. A very interesting talk about a specialty of which I was previously not aware. The content was very engaging and the cases presented were explained in a clear way.
- Immunology, extremely engaging and really helped me to understand the breath of the specialty while also learning lots about antibodies.

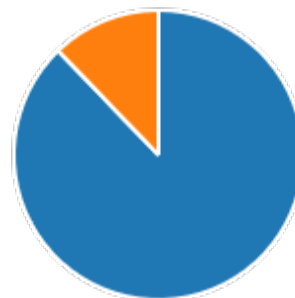
- Clinical Biochemistry. The way it was set up was incredibly informative and interactive. It shifted my view of biochemistry and made me work hard and think outside the box.
- Haematology. It was the area that I was most interested in before the summer school and the session just encouraged me into the area more! I liked how the session was accessible to students who had just finished their 1st year.
- Research - very interesting to hear about Professor Martin's research into neurones and phagocytosis and potential treatments for ovarian cancer. Very well told - very interesting - made a very pleasant hour and helped me consider incorporating research into career.
- Immunology as I won a very useful book
- Neuropathy- really cool speaker and fascinating cases, first bit of neuropathy I've been involved in so was a perfect introduction and exciting area. Clearly explained his career and training route very helpful.
- Clinical biochemistry. Although it didn't seem as intriguing as the other sub-specialties at first, this session was very interactive and we had the chance to discuss a case in a group before getting the answer.
- I found the immunology one very informative and useful for the medicine course. I certainly learnt new things during it and Dr Sheldon I thought was brilliant and so kind. Overall however I thought the haematology session was the most fun as we got to use equipment and I enjoyed the hands-on element.
- Immunology, this was the most interesting and the quiz was engaging. Even though I was only a first year they gave us the tools and information needed to complete the questions. I also feel I got to know more people in the session. Immunology was also something I was interested in and speaking to the pathologists really helped clarify what work they do and how a immunological clinician life is
- Histopathology. Out of the 3 sessions I am interested in histopathology the most and this session provided a good insight into what the role entails and covered most aspects of the job.
- Clinical biochemistry. I felt like the session was aimed at teaching us about biochemistry and I learned new things about how the body works
- Haematology - because I was able to get a hands-on experience to some of the common things haematologists do and I found myself learning a lot in that one hour.
- Haematology because it was very interactive. We practiced biopsies on oranges and potatoes...what more could you want! 5 stars
- Haematology - great mix of learning about the day in the life of the speciality and technical information
- Definitely, Haematology because it contained 3 stations and we could talk about each topic more directly.
- Neuropathology. Key area of interest and engaging speaker.
- Neuropathology - unique, interesting subspecialty
- Research. It was extremely interesting to hear about Professor Jo Martin's career to date and she gave lots of insightful advice on a career in academia.
- I really enjoyed the clinical biochemistry session as we were working in teams to complete an activity and the clinical biochemist then discussed all cases with the whole group and showed us how interesting the investigative work of a clinical biochemist is and the importance of clinical biochemistry in patient care.
- The clinical biochemical session was the most interactive and engaging followed by the immunology session.
- Haematology. The session had hands-on activities for us to participate in!
- Clinical Biochemistry as the interactive case studies were really engaging and a good test of knowledge, alongside being a good opportunity to meet other students and work in a group. It gave a good idea of applications of clinical biochemistry.
- Microbiology, I wasn't aware that this was a sub-speciality under pathology
- Neuropathology, it was fascinating to hear about such a new and small branch of pathology. I got a great insight into what a neuropathologist does every day and the routes you can take to become one. I also appreciated that the talk was interactive and that Dr Fabian was asking us questions throughout.
- All sessions were very engaging but I found Immunology the most interesting and although it wasn't a career choice I have really considered before, after this session I am considering it in more detail. I liked this session as it was very interactive and I felt like I learnt a lot about the daily role of an immunologist and immunology itself. If immunology was introduced/taught like this more to medical students I think there would be plenty of immunologists! Thank you
- Haematology - a mix of didactic and practical sessions that covered many different elements of the speciality. Engaging and inspirational facilitators.

5. Do you have any further comments about the breakout sessions on Thursday?

- All of them are perfect, thank you very much
- Haematology was probably my second favourite despite not being very interested in the topic. I think this was because it was very varied and had a practical element.
- I think it would be advisable that all breakout sessions are interactive as lecture based sessions detract from engagement and don't show the full range a speciality has as getting people to be active does.
- Good selection.
- They were all excellent!
- Histopathology - good use of slides and interactivity, maybe could have done more cases a bit faster to cover more material. Microbiology - liked presentation, good personal story of experience in speciality and how Dr got there, very interesting, liked specifics about travel and research etc., and well told. Could maybe incorporate interactive cases into presentation too. Clinical biochemistry - liked use of interactive cases, could have maybe spoken more about chemical pathology as career at start.
- I thought they were the perfect length. Speakers were all happy to answer questions and stay about to offer more advice
- I enjoyed them all. The interactive sessions were definitely the best rather than when you just listen
- Haematology was also very good as we went through the process of what they would do so it gave us a great insight into their lives. Haematology was also helpful as it showed the steps into how to become one. The immunology session was also really good with the speakers really inspiring me.
- I felt that some of the sessions were more focused on promoting pathology by telling us about the perks of the job rather than getting us excited about the subject. I was expecting the pathologist to talk more about interesting cases and how they made difficult diagnoses with cutting edge technology, rather than the 9-5 working hours.
- All fantastic, good speakers and content
- All of the breakout sessions I attended were fantastic. The practical aspects of the haematology one were fun and engaging. The cases in the neuropathology one made it really interesting. The examples used and questions asked in the histopathology one got everyone involved and thinking.
- Really informative from all members of staff
- Neuropathology was also a great break out session due to the great amount of information given for an obscure field from the perspective of students
- Microbiology breakout session was very enjoyable to increase my understanding of life as a microbiologist

6. Did you attend the BBQ and quiz?

● YES	36
● NO	5



7. Please rate the facilities and the Royal College of Pathologists (5 stars being the highest)

41  
Responses

★★★★★  
4.93 Average Rating

8. Do you have any comments about the BBQ and quiz?

- We don't deserve such niceness, I felt so treated and appreciated as a future doctor just thanks a ton for everything, the sessions, the accommodation, the food, the locations and organisations. Thanks!!!
- Excellent venue, really good food and abundant booze - what more could a student ask for?
- Really fun and a lovely way to end the evening
- Food was fantastic and thoroughly enjoyed the quiz.
- Excellent food and atmosphere. The quiz was very entertaining.
- It was great fun and I made new friends from that
- I felt that there was a good range of food which accommodated for a variety of dietary requirements.
- Great food, location and atmosphere. Quiz was fun, first section was informative and second section fun!
- Thank you very much, was a great opportunity to meet other medical students so Friday was less awkward than Thursday morning!
- Honestly fantastic, very generous and kept the mood high throughout. Lovely views and great company to share, great for networking. Food was perfect so delicious I loved the seafood kebabs!!
- I thoroughly enjoyed it. Completely exceeded my expectations and was probably some of the nicest food I have ever had.
- Great food and great way to speak to other people and pathologists, which helped answer any questions of the day. Quiz was a fun way of tying some of what we had learnt to it.
- The BBQ and quiz was a great way to meet other students. The food was excellent and it was very fun.
- excellent evening
- Quite possibly the best BBQ I've ever attended. The food was phenomenal and the quiz was hilarious. The view from the terrace was very fitting and overall it was a magnificent evening. Please pass on a huge thank you to the organisers and of course, the chefs.
- Food was amazing - nice to have fresh healthy food in a buffet!
- Good length of time and very nicely set up and run.
- The evening was so well organised and it was a lovely opportunity to get talking to everyone there.
- The venue and food were very good and the quiz was enjoyable.
- It was very kind of the Royal College to treat us to the BBQ and I really enjoyed it.
- The rooftop terrace was amazing and the food fantastic. The food was delicious and I would totally rate your caterers!
- The evening was fantastic, a great opportunity to network in a less formal environment and was truly enjoyable.
- The food was exquisite and the evening was amazing!
- It was great meeting new people afterwards and it was easily the best BBQ I'd ever had!
- Great views and good fun! Food and drink provided was excellent thank you.
- An amazing evening, a relaxed atmosphere in a beautiful setting. Clinicians, both registrars and consultants engaged with students in a social and informal manner, making the evening that more enjoyable.

9. Please rate the session 'Work/Life Balance' by Dr Matthew Clarke (5 stars being the highest)

41

Responses



4.78 Average Rating

10. Please rate the session 'Infectious Diseases' by Professor Sebastian Lucas (5 stars being the highest)

41

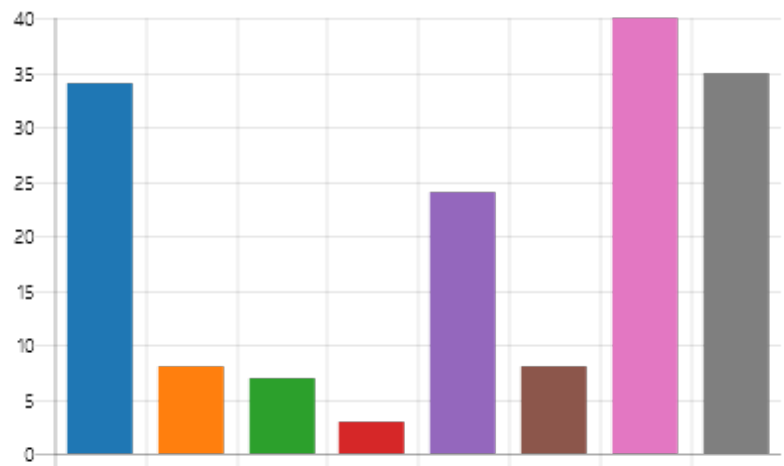
Responses



4.56 Average Rating

## 11. What specialty breakout sessions did you attend on Friday the 16th August

Death Investigation	34
Haematology	8
Histopathology	7
Leadership	3
Microbiology	24
Neuropathology	8
Specimen Session (Pots)	40
FREE SESSION	35



## 12. What was your favourite breakout session on Friday and why?

- All of them are good, many thanks
- Difficult to say between death investigation and pot session but I think death investigation takes it because we don't get anything like it at medical school. Incredibly interesting to learn about the PM process and the professor leading it was excellent at engaging the students.
- Death Investigation: because I had to think on the spot
- Pots. Really good to be a small group and have a one on one chat with a Histopathologist. Clear and informative session and explained very well.
- All of them. Amazing teaching and really interactive, interesting
- Pots it was interactive and an opportunity to integrate basic understanding gained from some of the presentations with real life lessons
- Pots because each specimen was exceptionally explained after discussion.
- Pots. Felt it was useful to have a specialist talk through certain specimens and use the specimens to describe what their job entailed.
- Neuropathology - well told clear explanation of path into speciality, interesting cases discussed.
- Death investigation - was very well delivered with humour, succinctness and relevant
- Pots - Matthew was clear in explaining the pots and asked us lots of questions which was great to involve us all and start discussions. His genuine interest and passion was clear and he was encouraging for us to give suggestions to questions. Offered his contact which was largely appreciated for future.
- All the sessions on Friday were very very interesting so it's a hard choice. Death investigation and specimen session could be considered similar as pots were examined with an explanation, therefore I would say they're the best sessions throughout the whole project.
- Death investigation was really interesting as I definitely learnt things about the process of using the coroner. I did however think Matthew was excellent doing the pot session and he delivered the session so engagingly and at the perfect difficulty level.
- Pots session was very good as the instructors really helped apply clinical knowledge to the specimens and they did it in a way that even with little medicinal knowledge so far we were still able to understand. Also covered a wide range of the body so every part was useful.
- Death investigation. This session involved talking through the main role of a coroner and Histopathologist in PM's/death investigation. It was interesting to hear this information and we had the opportunity to talk through some of the pots. It was an excellent learning opportunity and although it must have been difficult to organise the session for students of differing levels, it was done well.
- Microbiology: really interesting subject area

- The Pots because the pathology behind the specimens was very well explained and I was able to revisit a lot of my year 1 anatomy content. It was fascinating to see in real life some of the pathologies we had read about in our PBL cases at university. I am very grateful for the time and commitment given by the speakers showing us the Pots and for the very relaxed and informal discussions we were able to have.
- Neuropathology - was a great talk with interesting cases
- Specimen session (pots) as Matthew and Katie were very enthusiastic and thorough in their explanations, asked us questions and communicated a passion for the importance of histopathology and the interesting detective-like role it plays in patient diagnosis. They also were very approachable and encouraged us to ask questions about the work and training pathway of a Histopathologist.
- The Haem session was fun because we had a chance to use the needles with oranges and potatoes! It was good to hear about an area of Path that still has a good amount of patient contact.
- Death investigation. It is the field of pathology that I am most interested in.
- Haematology was my favourite session of the day as it was great to have an opportunity to perform practical tasks and build a picture of the career, with plenty of opportunities for questions. It was fantastic that the microscopy and bone marrow sampling were part of a case and used to help lead towards a diagnosis which was fully explained. I left wanting to explore a career in haematology further as I love the combination of laboratory skills with patient contact.
- All were very interesting and the doctors leading were very engaging. I enjoyed the Pots session the most especially as I had a free session afterwards which meant I could continue looking round the museum. The session was really interesting especially as the doctors leading it were very enthusiastic in explaining the pathology in each specimen and describing their typical day.
- Death investigation. The individual explaining the role of a coroner in death investigations & the opportunity to discuss problems that may have led to what is shown in the glass pots.
- The haematology was so interesting and nice it was interactive
- Death investigation - there weren't any slides prepared, and yet the hour-long discussion was captivating, genuinely really interesting. I learnt a lot

### 13. Do you have any further comments about the breakout sessions on Friday?

- Amazing, informative, very convincing for pathology
- The infectious diseases PowerPoint was really interesting
- Professor Sebastian Lucas incredible, he is very inspiring
- Neuropathology was immensely interesting and I am grateful it was a session as before this event I didn't actually know it was a specialty.
- They were all fantastic, a good selection.
- Haematology- very good session having mix of presentation/ talking about career path and cases, and practical taking bone marrow aspirate and core biopsies and looking at blood films. Free - great to have chance to look around museum. POTS - Dr Clarke is a great teacher who had a very interesting and engaging way of teaching about the specimens!
- I enjoyed the free session as well as it was a great way to see the museum and able to look at things separately that interested us.
- The museum set the scene perfectly for the breakout sessions we had.
- During the death investigation breakout session I would have liked to learn about the working life and training of a forensic pathologist as well as looking at specimens as it was the only session where these points were not mentioned.
- I was very grateful to have the opportunity to explore the museum during the free session!
- The pots session was excellent, truly a brilliant opportunity to walk through some of the exhibits with pathologists

14. Please rate the facilities in the Gordon Museum (5 stars being the highest)

41

Responses



4.66 Average Rating

15. Please rate the accommodation (5 stars being the highest)

40

Responses



3.78 Average Rating

16. Please rate the communication you received from RCPATH staff (5 stars being the highest)


41

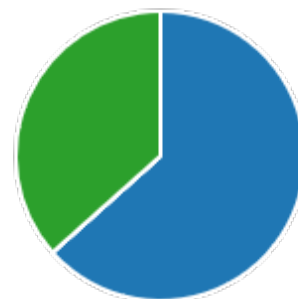
Responses



4.83 Average Rating

17. Did this event persuade you to go into Pathology as a career?

 Yes	26
 No	0
 Maybe	15



18. General Feedback

- What an excellent couple of days, I am extremely grateful to have been given the opportunity to attend, thank you!
- Really informative and very well run - the staff were all lovely!
- Thank you for putting on such an engaging and informative event. It has really reinforced that I want to pursue a career in pathology. I have learnt so much in the two days at the summer school.
- Really great day, would highly recommend
- Thank you for the lovely event!!
- Fantastic event. Would recommend to any medical student whether they are interested in pathology or not. It really helped to understand how broad a field pathology really is and that it is genuinely exciting.
- The 2 days were well organised and all staff and doctors were approachable and friendly.
- I left feeling excited and looking forward to a career in pathology in the future.
- Very informative, friendly and fun course! Great facilities at Royal College of Pathologists and Gordon Museum and having the BBQ and accommodation was an extra bonus. Lectures could maybe be a bit more interactive/ shorter



- Thank you. Really well delivered it truly exceeded my expectations
- Thank you was such a super couple days, given me a lot of food for thought in choosing my speciality.
- Thank you so much for organising this event. It ran so smoothly and was all so interesting. I would be very interested in applying again next year... I completely loved both days and am so glad I signed up for this amazing opportunity!
- This summer school was organised extremely well and I would love to go to more events like this.
- The event was really well organised I felt I was looked after the moment I arrived.
- I must say that I got more than I expected from the summer school. I came in hoping to learn a bit about pathology and its field but I think I now leave with a much deeper insight into what it entails (e.g. the application pathway, the different specialties and what they do, the importance of pathologists in healthcare) - all of which I found really interesting and beneficial to my learning and appreciation of pathology. If there is one thing I could change, it would be to have the summer school extended to a week or so - with the extra days, students will be able to have more hands-on experience, have more time to mingle and get to know each other and have more opportunities to chat with the pathologists. I think that it would be such a great idea if we could have one full day at the Gordon Museum - say, the students could be split into groups and be taken on a fully guided tour around the museum!
- An excellent effort at generating interest in pathology, and it answered many of the questions I came with. The hospitality was great and it really felt like everyone in the speciality were part of one big family.
- The course was really great. What I missed was one or two lectures on basic things that a Pathologist identifies under the microscope in usual diseases. For example, some pathognomonic cells in lung cancer or Lymphoma (Histopathology and Hematology breakout session's Tutors tried to do so with success). I mean that I missed some orientation on the actual under-the-microscope area.
- I am really pleased I attended. It was time well spent and very informative.
- I attended this summer school without an interest in pathology but wanting to learn more about what pathologists do as it was never something mentioned by tutors at medical school who are mainly clinical doctors. Hearing about the range of specialities within pathology and its importance in medicine to all patients, and learning about qualified pathologists as people as well as professionals has inspired me more than any of the other specialities I have heard about in medical school so far. I think this was partly because no other doctor can communicate what is interesting about a slide of cells as clearly and passionately as a pathologist, and also because all of the speakers made an effort not only to explain their pathology specialty but also how they came to enter into a pathology career. I think the talk that achieved this the best was Matthew Clarke's talk on work life balance in pathology. All of the speakers and staff made us feel very welcome.
- It was a really great two days with lots packed in. The new venue for the college is excellent and using both Alie St and Gordon museum are great ways to make the most of the opportunities available and to make pathology an attractive careers choice! Kristen & the team did a fab job.
- Definitely an event not to be missed!
- The summer school helped me realise the Medical areas I was interested in potential careers existed as sub-speciality in pathology.
- Thank you to all who organised the event and all the doctors who gave up their time to talk to us. All the activities were really fun and it made pathology seem like a very attractive field to enter!
- Brilliant event thank you.
- An overall phenomenal event. The most striking part of the summer school was the passion of each facilitator. The energy they expelled was infective and after each session I was determined to pursue that specialty! The enthusiasm of the staff should be highly commended, and makes a welcome change to many other college's events.
- Each session was informative, the use of quizzes for individuals & group participation was excellent. The immunology session allowed individuals the opportunity to win books & I had the pleasure of collecting one after completing the quiz.
- Really fantastic session - I was so impressed with the organisation, facilities, sessions, speakers, and generally hosting. I'd recommend this to absolutely anyone - really brilliant event. I'm keeping in contact with some of the students I met there - it would be great to have some sort of opportunity to share details formally with other students - a message board, something like this.